

L^AT_EX Class huawei*

Yegor Bugayenko
yegor256@gmail.com

2024-02-14, 0.18.3

1 Introduction

The provided class `huawei` helps you design your work documents and presentations keeping the code short and the style elegant enough both for management and technical papers. To use the class you simply mention its name in the preamble:



We recommend you to use `latexmk` to compile your `.tex` files to `.pdf`. The simplest setup will require a few files staying next to your `.tex` file, in the same directory (“`story`” is the name of your project here):

```
story\
  .latexmkrc
  .gitignore
  story.tex
```

The content of your `.latexmkrc` file would be this:

```
$pdflatex = 'pdflatex %0 --shell-escape %S';
```

Make sure the `.gitignore` file lists all the files generated by `pdflatex` during the compilation. You don’t need to commit them to your repository, since they are temporary and will be generated again when you compile your document. In order to compile the document, just say `latexmk` on the command line.

*The sources are in GitHub at [yegor256/huawei.cls](https://github.com/yegor256/huawei.cls)


2 Class Options

There are a few class options, provided in square brackets after the `\documentclass`, which can help you fine-tune the layout of your document:

<code>landscape</code>	The option <code>landscape</code> makes the document in landscape format, also changing the size of the paper to 16x9 inches (the default page size is A4), making it perfect for presentations.
<code>dark</code>	The option <code>dark</code> turns on a dark layout, where the page color is black and the text is white.
<code>slides</code>	The option <code>slides</code> makes all headers a bit larger, assuming that the document is in the landscape mode and being presented as a slide deck.
<code>nocover</code>	The option <code>nocover</code> , if it's present, avoids printing the cover images on the first page by the <code>\PrintTitlePage</code> command.
<code>anonymous</code>	The <code>anonymous</code> removes the name of the author everywhere, including the bottom of the page, where the author's name stays next to the name of the company.
<code>nobrand</code>	The option <code>nobrand</code> avoids mentioning the brand of Huawei anywhere in the document and removes the logo too.
<code>nosecurity</code>	The option <code>nosecurity</code> avoids mentioning the level of security at the right top corner of the document and also avoids showing the ID of the author where it usually is visible.
<code>nodate</code>	The option <code>nodate</code> doesn't show the date and time at the bottom of each page, where they usually are rendered in ISO 8601 format.
<code>nopaging</code>	The option <code>nopaging</code> avoids page numbers at the bottom of each page.
<code>authordraft</code>	The option <code>authordraft</code> prints a big "It's a draft" message across each page.
<code>breaks</code>	The option <code>breaks</code> forces all <code>\section</code> to start from a new page.

3 Preamble

In the preamble you can specify meta information about the document, such as its title or author's name, here is how:



```
1 \documentclass{huawei}
2 \renewcommand*
3   \thetitle{15\% Faster Algorithm}
4 \renewcommand*
5   \thesubtitle{Technical Report}
6 \renewcommand*
7   \theauthor{Yegor Bugayenko}
8 \begin{document}
9 \maketitle
10 Hello, world!
11 \end{document}
```

It's recommended to use `\renewcommand*` instead of `\renewcommand` in order to let \LaTeX catch you if by mistake a new line gets into the content.

The following meta commands are defined:


<code>\thetitle</code>	<code>\thetitle</code> is the main title of the document to be used in the text and in the properties of the PDF document.
<code>\thesubtitle</code>	<code>\thesubtitle</code> is the subtitle to be printed under the title.

`\theauthor` `\theauthor` is the author of the document in “first-name last-name” format.
`\theid` `\theid` is the internal ID of the author, if it’s applicable.
`\thesecurity` It is the level of security of the document, which is usually printed at the top right corner of it; usual values are “Internal,” “Confidential,” or “Secret.”
Default values of all these commands are empty. If you don’t renew them in your document, nothing will be printed.

4 Custom Commands

Inside the document body you can use these commands:

`\PrintFirstPage` It is recommended to use `\PrintFirstPage` for rendering the first page in landscape document, for example a project charter. The only argument of the command is the name of an image to render at the right bottom corner. You can omit the name and just call the command with an empty argument. In this case the default image will be rendered, a pretty good looking one:




```
1 \documentclass[landscape]{huawei}
2 \renewcommand*
3   \thetitle{Perpetum Mobile}
4 \renewcommand*
5   \theauthor{Yegor Bugayenko}
6 \begin{document}
7 \PrintFirstPage{}
8 \end{document}
```

`\PrintLastPage` `\PrintLastPage` prints the last page of a project charter or a similar landscape document:




```
1 \documentclass[landscape]{huawei}
2 \begin{document}
3 \PrintLastPage{}
4 \end{document}
```

`\PrintThankYouPage` `\PrintThankYouPage` prints the last page with a "Thank You" message in the center.



```
1 \documentclass[landscape,dark]{huawei}
2 \begin{document}
3 \PrintThankYouPage{}
4 \end{document}
```

`\PrintDisclaimer` `\PrintDisclaimer` prints a paragraph at the bottom of the page with a standard disclaimer:



```
1 \documentclass{huawei}
2 \begin{document}
3 \section{Introduction}
4 Hello, world!
5 \subsection{More Details}
6 Hello again!
7 \PrintDisclaimer
8 \end{document}
```

5 Best Practices

You are free to design your documents any way you want. However, it would be convenient for yourself and for your readers, if you follow the convention we have for business and technical documents.

The rule of thumb is simple: try *not* to format your documents. Instead, let the class designed by us do this work for you. Just type the content without changing the layout, adding colors, changing fonts, etc. The less you modify the look-and-feel, the better your documents will be perceived by your readers.

5.1 Two Columns

In the landscape format it's recommended to use two columns, for better readability of the text. Here is how:



```
1 \documentclass[landscape]{huawei}
2 \begin{document}
3 \newpage
4 \begin{multicols}{2}
5 \section*{First}
6 Here goes the first column content.
7 \columnbreak
8 \section*{Second}
9 Here goes the second column content.
10 \end{multicols}
11 \end{document}
```

5.2 Crumbs

When you need to put many small information pieces into one page, we recommend you to use “crumbs”:



```

1 \documentclass{huawei}
2 \begin{document}
3 \newpage
4 \section*{Project Details}
5 \begin{multicols}{2}
6 \raggedright
7 \PrintCrumb{Budget}{\$100K}
8 \PrintCrumb{Duration}{5 months}
9 \end{multicols}
10 \end{document}

```

6 Implementation

First, we load the parent class:

```
1 \LoadClass[12pt]{article}
```

Then, we parse class options:

```

2 \RequirePackage{pgfopts}
3 \pgfkeys{
4   /huawei/.cd,
5   breaks/.store in=\huawei@breaks,
6   slides/.store in=\huawei@slides,
7   nosecurity/.store in=\huawei@nosecurity,
8   authordraft/.store in=\huawei@authordraft,
9   nobrand/.store in=\huawei@nobrand,
10  nodate/.store in=\huawei@nodate,
11  nocover/.store in=\huawei@nocover,
12  nopaging/.store in=\huawei@nopaging,
13  landscape/.store in=\huawei@landscape,
14  anonymous/.store in=\huawei@anonymous,
15 }
16 \ProcessPgfPackageOptions{/huawei}

```

Then, we redefine `\section` command in order to break pages for each section:

```

17 \makeatletter\ifdefined\huawei@breaks
18 \let\huawei@oldsection\section
19 \renewcommand\section{\clearpage\huawei@oldsection}
20 \fi\makeatother

```

Then, we set the size of the page:

```

21 \RequirePackage{geometry}
22 \makeatletter\ifdefined\huawei@landscape
23   \geometry{paperwidth=16in, paperheight=9in,
24     left=4in, right=2in, top=1.5in, bottom=1.5in}
25 \else
26   \geometry{a4paper, left=1.5in, right=1in,
27     top=1.2in, bottom=1.2in}
28 \fi\makeatother

```

Then, we set the size of the font:

```

29 \makeatletter\ifdefined\huawei@slides
30 \usepackage[fontsize=24pt]{fontsize}
31 \fi\makeatother

```

Then, we configure the encodings:

```

32 \RequirePackage[T1]{fontenc}
33 \RequirePackage[utf8]{inputenc}

```

Then, we include a few important packages:

```

34 \RequirePackage{tabularx}
35 \RequirePackage{anyfontsize}
36 \RequirePackage{multicol}
37 \RequirePackage{ragged2e}
38 \RequirePackage{multicol}
39 \RequirePackage{paralist}
40 \RequirePackage{makecell}
41 \RequirePackage{graphicx}
42 \RequirePackage{array}
43 \RequirePackage[abspath]{currfile}
44 \RequirePackage{wrapfig}
45 \RequirePackage{lastpage}
46 \RequirePackage{tikz}
47 \RequirePackage{tabularx}
48 \RequirePackage{titling}
49 \RequirePackage{svg}

```

Then, we configure libertine font:

```

50 \PassOptionsToPackage{tt=false,type1=true}{libertine}
51 \RequirePackage{libertine}

```

Then, we configure microtype:

```

52 \RequirePackage{microtype}
53 \AddToHook{env/verbatim/begin}{\microtypesetup{protrusion=false}}

```

Then, we configure footmisc:

```

54 \PassOptionsToPackage{para}{footmisc}
55 \RequirePackage{footmisc}
56 \setlength{\footnotemargin}{2pt}
57 \setlength{\footnotesep}{2pt}

```

Then, we configure enumitem:

```

58 \RequirePackage[inline]{enumitem}
59 \setlist{nosep}

```

Then, we configure textpos:

```

60 \RequirePackage[absolute]{textpos}
61 \TPGrid{16}{16}

```

Then, we configure datetime:

```

62 \PassOptionsToPackage{mmddyyy,iso}{datetime}
63 \RequirePackage{datetime}
64 \newtimeformat{daytime}{\twodigit{\THEHOUR}:\twodigit{\THEMINUTE}}

```

Then, to enable `\pageref*` command, we configure hyperref:

```

65 \PassOptionsToPackage{hidelinks}{hyperref}
66 \RequirePackage{hyperref}

```

Then, we configure biblatex:

```
67 \RequirePackage[maxnames=1,minnames=1,natbib=true,  
68 citestyle=numeric,bibstyle=numeric,  
69 url=false,isbn=false,isbn=false]{biblatex}
```

Then, we make figure captions smaller and in sf font:

```
70 \PassOptionsToPackage{font={small,sf}}{caption}  
71 \RequirePackage{caption}
```

Then, we make all figures and tables bordered by default, with the help of the float package:

```
72 \RequirePackage{float}  
73 \floatstyle{boxed}  
74 \restylefloat{table}  
75 \restylefloat{figure}
```

Then, we make sure all figures and tables are centered by default, as recommended [here](#):

```
76 \makeatletter  
77 \g@addto@macro\@floatboxreset\centering  
78 \makeatother
```

Then, we set spacing between lines:

```
79 \RequirePackage{setspace}  
80 \setstretch{1.08}
```

Then, we define branded colors:

```
81 \PassOptionsToPackage{table}{xcolor}  
82 \RequirePackage{xcolor}  
83 \definecolor{red}{HTML}{CFOA2C}  
84 \definecolor{black}{HTML}{232527}  
85 \definecolor{gray}{HTML}{878C8F}  
86 \definecolor{yellow}{HTML}{F2DC5D}  
87 \definecolor{blue}{HTML}{2274A5}  
88 \definecolor{green}{HTML}{499167}  
89 \definecolor{orange}{HTML}{F06543}
```

`\huawei@header` Then, we define `\huawei@header`:

```
90 \makeatletter\newcommand\huawei@header[1]{{%  
91 \ifdefined\huawei@slides%  
92 \setstretch{0.8}%  
93 \fontsize{19pt}{24pt}\selectfont%  
94 \else%  
95 \setstretch{0.8}%  
96 \fontsize{11pt}{13pt}\selectfont%  
97 \fi%  
98 \sffamily\color{gray}#1\par%  
99 }}\makeatother
```

`\huawei@bar` Then, we define `\huawei@bar`:

```
100 \makeatletter\newcommand\huawei@bar{%  
101 \begin{textblock}[1][0,0](0,0)%  
102 \tikz \node[fill=red,minimum width=\TPHorizModule,  
103 minimum height=16\TPVertModule] {};%  
104 \end{textblock}%  
105 }\makeatother
```

\huawei@logo Then, we define \huawei@logo:

```
106 \makeatletter\newcommand\huawei@logo[1]{
107 \def\BLACK{\ifdefined\huawei@dark white\else black\fi}
108 \def\BLANK{\ifdefined\huawei@dark black\else white\fi}
109 \begin{tikzpicture}[y=0.80pt, x=0.80pt, yscale=-#1,
110 xscale=#1, inner sep=0pt, outer sep=0pt]
111 \begin{scope}[even odd rule,line width=0.800pt]
112 \begin{scope}[shift={(0,-0.00024)}]
113 \path[fill=\BLACK] (10.9375,30.2240) -- (10.9375,33.6097)
114 .. controls (10.9375,34.5713) and (10.4603,35.0845) ..
115 (9.5932,35.0845) .. controls (8.7212,35.0845) and
116 (8.2411,34.5565)
117 .. (8.2411,33.5686) -- (8.2411,30.2278) -- (7.0415,30.2278)
118 -- (7.0415,33.6097) .. controls (7.0415,35.2737) and
119 (7.9658,36.2272) .. (9.5774,36.2272) .. controls
120 (11.2041,36.2272) and (12.1371,35.2554) .. (12.1371,33.5609) --
121 (12.1371,30.2240)
122 -- (10.9375,30.2240) -- cycle;
123 \path[fill=\BLACK] (15.3511,30.2240) -- (12.7456,36.1351) --
124 (13.9702,36.1351) -- (14.4731,34.9903) -- (14.5091,34.9045) --
125 (17.2158,34.9045) -- (17.7467,36.1351) -- (19.0045,36.1351) --
126 (16.4233,30.2590) -- (16.4001,30.2240) -- cycle;
127 \path[fill=\BLACK] (22.4840,30.2240) -- (21.1414,34.2912) --
128 (19.8344,30.2271) -- (18.5578,30.2271) -- (20.6186,36.1388) --
129 (21.6120,36.1388) -- (22.9573,32.2553) -- (24.3016,36.1388) --
130 (25.3034,36.1388) -- (27.3592,30.2271) -- (26.1152,30.2271) --
131 (24.8055,34.2912) -- (23.4626,30.2240) -- cycle;
132 \path[fill=\BLACK] (34.2236,30.2240) -- (34.2236,36.1300) --
133 (35.4074,36.1300) -- (35.4074,30.2240) -- cycle;
134 \path[fill=\BLACK] (0.2686,30.2244) -- (0.2686,36.1384) --
135 (1.4686,36.1384) -- (1.4686,33.7365) -- (4.1780,33.7365) --
136 (4.1780,36.1384) -- (5.3783,36.1384) -- (5.3783,30.2244) --
137 (4.1780,30.2244) -- (4.1780,32.6102) -- (1.4686,32.6102) --
138 (1.4686,30.2244) -- cycle;
139 \path[fill=\BLACK] (28.3267,30.2284) -- (28.3267,36.1344) --
140 (32.7928,36.1344) -- (32.7928,35.0575) -- (29.5105,35.0575) --
141 (29.5105,33.5931) -- (31.6931,33.5931) -- (31.6931,32.5160) --
142 (29.5105,32.5160) -- (29.5105,31.3052) -- (32.6785,31.3052) --
143 (32.6785,30.2284) -- cycle;
144 \path[fill=\BLANK] (15.8594,31.7207) -- (16.7149,33.7008) --
145 (16.7119,33.7008) -- (16.7701,33.8374) -- (14.9552,33.8374) --
146 (15.0127,33.7008) -- (15.0117,33.7008) -- cycle;
147 \path[fill=red] (15.2113,0.0001) .. controls (14.7353,0.0422) and
148 (13.4491,0.3349) .. (13.4491,0.3349) -- (13.4486,0.3349) .. controls
149 (10.5495,1.0843) and (9.8643,3.7151) .. (9.8643,3.7151) .. controls
150 (9.7227,4.1575) and (9.6584,4.6109) .. (9.6395,5.0380) --
151 (9.6395,5.6194) .. controls (9.6780,6.5176) and (9.8777,7.1883) ..
152 (9.8777,7.1883) .. controls (10.8461,11.4823) and
153 (15.6075,18.5379) .. (16.6308,20.0200) .. controls
154 (16.7034,20.0920) and (16.7615,20.0660) ..
155 (16.7615,20.0660) .. controls (16.8720,20.0355) and
156 (16.8633,19.9296) .. (16.8633,19.9296) --
157 (16.8654,19.9301) .. controls (18.4416,4.1760) and
158 (15.2113,0.0001) .. (15.2113,0.0001) -- (15.2113,0.0001) -- cycle;
```



```

159 \path[fill=red] (20.4192,0.0000) .. controls (20.4192,0.0000) and
160 (17.1748,4.1782) .. (18.7521,19.9415) --
161 (18.7542,19.9415) .. controls (18.7664,20.0416) and
162 (18.8374,20.0624) ..(18.8374,20.0624) .. controls
163 (18.9430,20.1033) and(18.9971,20.0019) .. (18.9971,20.0019) --
164 (18.9976,20.0029) .. controls (20.0472,18.4829) and
165 (24.7814,11.4657) ..(25.7455,7.1882) .. controls(25.7455,7.1882) and
166 (26.2683,5.1179) .. (25.7636,3.7150) .. controls
167 (25.7636,3.7150) and (25.0470,1.0434) ..(22.1442,0.3375) .. controls
168 (22.1442,0.3375) and (21.3077,0.1251) .. (20.4193,0.0000) --
169 (20.4192,0.0000) -- cycle;
170 \path[fill=red] (5.4542,4.7294) .. controls (5.4542,4.7294) and
171 (2.6920,7.3513) .. (2.5547,10.1307) -- (2.5558,10.1307) --
172 (2.5558,10.5519) .. controls (2.5579,10.5836) and
173 (2.5595,10.6157) .. (2.5615,10.6480) .. controls
174 (2.6804,12.8893) and (4.3665,14.2157) ..
175 (4.3665,14.2157) .. controls (7.0831,16.8634) and
176 (13.6611,20.2062) .. (15.1896,20.9647) .. controls
177 (15.2110,20.9727) and (15.2900,20.9985) ..
178 (15.3364,20.9399) .. controls (15.3364,20.9399) and
179 (15.3605,20.9216) .. (15.3715,20.8887) --
180 (15.3715,20.8189) .. controls (15.3704,20.8149) and
181 (15.3683,20.8109) .. (15.3663,20.8065) --
182 (15.3669,20.8065) .. controls (11.1809,11.6620) and
183 (5.4543,4.7294) .. (5.4543,4.7294) -- (5.4542,4.7294) -- cycle;
184 \path[fill=red] (30.1695,4.7294) .. controls (30.1695,4.7294) and
185 (24.4602,11.6403) .. (20.2761,20.7662) --
186 (20.2777,20.7657) .. controls (20.2777,20.7657) and
187 (20.2283,20.8715) .. (20.3082,20.9399) .. controls
188 (20.3082,20.9399) and (20.3320,20.9579) .. (20.3650,20.9652) --
189 (20.4229,20.9652) .. controls (20.4333,20.9622) and
190 (20.4444,20.9582) .. (20.4554,20.9507) --
191 (20.4554,20.9517) .. controls (22.0255,20.1724) and
192 (28.5525,16.8516) .. (31.2563,14.2162) .. controls
193 (31.2563,14.2162) and (32.9686,12.8412) ..
194 (33.0583,10.6334) .. controls (33.2560,7.5672) and
195 (30.1696,4.7294) .. (30.1696,4.7294) -- (30.1695,4.7294) -- cycle;
196 \path[fill=red] (35.3082,13.8080) .. controls (35.3082,13.8080) and
197 (26.0003,18.8031) .. (21.1876,22.0494) -- (21.1882,22.0499) --
198 (21.1893,22.0509) .. controls (21.1893,22.0509) and
199 (21.1019,22.1081) .. (21.1324,22.2106) .. controls
200 (21.1324,22.2106) and (21.1781,22.2933) .. (21.2446,22.2933) --
201 (21.2446,22.2938) .. controls (22.9684,22.2968) and
202 (29.4914,22.3041) .. (29.6549,22.2736) .. controls
203 (29.6549,22.2736) and (30.4983,22.2399) ..
204 (31.5406,21.8395) .. controls (31.5406,21.8395) and
205 (33.8608,21.1019) .. (35.0659,18.4677) .. controls
206 (35.0659,18.4677) and (35.6166,17.3662) .. (35.6246,15.8187) --
207 (35.6246,15.7531) .. controls (35.6206,15.1563) and
208 (35.5365,14.4957) .. (35.3083,13.8080) --
209 (35.3082,13.8080) -- cycle;
210 \path[fill=red] (0.3129,13.8313) .. controls (-0.5339,16.4531) and
211 (0.6062,18.5656) .. (0.6080,18.5690) .. controls
212 (1.7962,21.0795) and (4.0641,21.8401) ..

```

```

213 (4.0641,21.8401) .. controls (5.1112,22.2703) and
214 (6.1586,22.3000) .. (6.1586,22.3000) .. controls
215 (6.3221,22.3300) and (12.6713,22.3030) ..
216 (14.3725,22.2950) .. controls (14.4445,22.2945) and
217 (14.4842,22.2221) .. (14.4842,22.2221) .. controls
218 (14.4892,22.2142) and (14.4936,22.2062) .. (14.4955,22.1989) --
219 (14.4955,22.1333) .. controls (14.4814,22.0893) and
220 (14.4439,22.0584) .. (14.4439,22.0584) --
221 (14.4450,22.0578) .. controls (9.6347,18.8126) and
222 (0.3130,13.8315) .. (0.3130,13.8315) -- (0.3129,13.8313) -- cycle;
223 \path[fill=red] (14.1782,23.1010) -- (3.2285,23.4850) .. controls
224 (4.4160,25.6018) and (6.4158,27.2469) ..
225 (8.4990,26.7416) .. controls (9.9366,26.3822) and
226 (13.1935,24.1105) .. (14.2687,23.3429) --
227 (14.2651,23.3399) .. controls (14.3487,23.2648) and
228 (14.3188,23.2045) .. (14.3188,23.2045) .. controls
229 (14.2913,23.1062) and (14.1783,23.1063) .. (14.1783,23.1063) --
230 (14.1782,23.1010) -- cycle;
231 \path[fill=red] (21.4305,23.1090) -- (21.4294,23.1130) .. controls
232 (21.4294,23.1130) and (21.3333,23.1252) ..
233 (21.3064,23.1972) .. controls (21.3064,23.1972) and
234 (21.2831,23.2956) .. (21.3478,23.3445) --
235 (21.3467,23.3455) .. controls (22.3950,24.0973) and
236 (25.5729,26.3191) .. (27.1039,26.7505) .. controls
237 (27.1039,26.7505) and (27.3359,26.8294) .. (27.7246,26.8435) --
238 (27.9581,26.8435) .. controls (28.9839,26.8075) and
239 (30.7708,26.2805) .. (32.3946,23.4907) --
240 (21.4305,23.1090) -- cycle;
241 \end{scope}%
242 \end{scope}%
243 \end{tikzpicture}%
244 }\makeatother

```

Then, we configure headers using fancyhdr:

```

245 \RequirePackage{fancyhdr}
246 \pagestyle{fancy}
247 \renewcommand{\headrulewidth}{0pt}
248 \fancyhf{}
249 \makeatletter\fancyfoot[L]{
250   \huawei@bar
251   \ifdefined\huawei@authordraft%
252     \begin{textblock}{14}[0.5,0.5](8,8)%
253       \tikz \node[minimum width=14\TPHorizModule] {%
254         \fontsize{64}{64}\selectfont\sffamily\scshape%
255         \color{gray!20}\rotatebox{30}{it is a draft}%
256       };%
257     \end{textblock}%
258   \else\fi%
259 }\makeatother
260 \makeatletter\fancyhead[L]{
261   \ifnum\value{page}=1\else%
262     \ifdefined\huawei@nobrand\else%
263       \begin{textblock}{8}[0,0](1.2,0.2)%
264         \huawei@logo{\ifdefined\huawei@slides 1.8\else 1\fi}%

```

```

265     \end{textblock}%
266     \fi%
267 \fi%
268 }\makeatother
269 \makeatletter\fancyhead[R]{
270   \begin{textblock}{8}[1,0](15.8,0.2)%
271     \raggedleft\huawei@header{%
272       \ifdefined\huawei@nosecurity\else%
273         \thesecurity%
274       \fi%
275     }%
276   \end{textblock}%
277 }\makeatother
278 \makeatletter\fancyfoot[R]{
279   \begin{textblock}{8}[0,1](1.2,15.8)%
280     \ifnum\value{page}=1\else%
281       \huawei@header{\raggedright%
282         \ifdefined\huawei@anonymous\else%
283           \theauthor%
284           \ifdefined\huawei@nosecurity\else%
285             \ifx\theid\empty\else, \theid\fi%
286           \fi%
287           \ifdefined\huawei@nobrand\else%
288             \newline
289           \fi%
290         \fi%
291         \ifdefined\huawei@nobrand\else%
292           \thecompany{ }%
293         \fi%
294       }%
295     \fi%
296   \end{textblock}%
297   \begin{textblock}{8}[1,1](15.8,15.8)%
298     \raggedleft\huawei@header{%
299       \ifnum\value{page}=1\else%
300         \ifdefined\huawei@nopaging\else%
301           Page \#\thepage{} of \pageref*{LastPage}%
302         \ifdefined\huawei@nodate\else%
303           \\\
304         \fi%
305       \fi%
306     \fi%
307     \ifdefined\huawei@nodate\else%
308       \today{} \settimeformat{daytime}\currenttime{}%
309     \fi%
310   }%
311   \end{textblock}%
312 }\makeatother

```

abstract Then, we redefine abstract environment:

```

313 \RequirePackage{changepage}
314 \renewenvironment{abstract}
315   {\begin{adjustwidth}{0pt}{1in}{\scshape Abstract:}\newline\small}
316   {\end{adjustwidth}}

```

\maketitle Then, we redefine \maketitle:

```
317 \makeatletter\renewcommand\maketitle{%
318   \vspace*{18pt}%
319   {\bfseries{\begin{spacing}{.9}\Huge\raggedright\thetitle\par\end{spacing}}}%
320   \ifx\thesubtitle\empty\else%
321     {\color{gray!50!black}\large\raggedright\thesubtitle\par}%
322   \fi%
323   \ifdefined\huawei@nbrand\else%
324     \ifdefined\huawei@anonymous\else%
325       \ifx\thecompany\empty\else%
326         \thecompany\par%
327       \fi%
328     \fi%
329   \fi%
330   \parbox{.6\textwidth}{\raggedright%
331     \ifx\theauthor\empty\else%
332       {\scshape\ifdefined\huawei@anonymous%
333         Anonymous Authors%
334       \else%
335         \theauthor%
336       \fi}%
337     \fi%
338     \ifdefined\huawei@anonymous\else%
339       \ifx\theauthor\empty\else%
340         \ifdefined\huawei@nbrand\else%
341           \ifx\theid\empty\else%
342             $;$/ {\theid}%
343           \fi%
344         \fi%
345       \fi%
346     \fi%
347   \par%
348 }%
349 \vspace{2em}%
350 }\makeatother
```

\PrintCrumb Then, we define \PrintCrumb:

```
351 \newcommand\PrintCrumb[2]{%
352   \begin{minipage}{\columnwidth}%
353     \raggedright\textsc{#1}:\#2%
354   \end{minipage}\vspace{1em}%
355 }
```

\PrintThankYouPage Then, we define \PrintThankYouPage:

```
356 \newcommand\PrintThankYouPage{
357   \newpage
358   \vspace*{\fill}
359   \begin{center}
360     \normalsize
361     {\Huge\color{red}\textbf{Thank you!}}
362   \end{center}
363   \vspace*{\fill}
364 }
```

\PrintDisclaimer Then, we define \PrintDisclaimer:

```
365 \makeatletter\newcommand\PrintDisclaimer{%
366   \justify\vspace*{\fill}%
367   \begingroup%
368   \setstretch{0.55}%
369   \sffamily\scriptsize\color{gray!50!black}%
370   \textbf{Disclaimer}: The opinions expressed in
371   this document are in good faith and
372   while every care has been taken in preparing it,
373   \ifdefined\huawei@nobraud%
374     the author%
375   \else%
376     \thecompany{}%
377   \fi
378   makes no representations and gives no warranties
379   of whatever nature in respect of these documents,
380   including but not limited to the accuracy or completeness
381   of any information, facts and/or opinions contained therein.
382   \ifdefined\huawei@nobraud%
383     The author%
384   \else%
385     \thecompany{}%
386   \fi,
387   its subsidiaries, the directors, employees and agents
388   cannot be held liable for the use of and reliance of
389   the opinions, estimates, forecasts and findings in
390   these documents.
391   \par%
392   \endgroup%
393 }\makeatother
```

\PrintFirstPage Then, we define \PrintFirstPage:

```
394 \makeatletter\newcommand\PrintFirstPage[1]{%
395   \ifdefined\huawei@landscape\else%
396     \PackageError{huawei}{It's allowed to use
397     PrintFirstPage only in landscape mode}{Read huawei.pdf
398     for more information}
399   \fi%
400   \huawei@bar%
401   \def\param{#1}%
402   \ifx\param\empty\else%
403     \includegraphics[height=2in]{#1}%
404     \newline%
405   \fi%
406   \vspace*{0.5in}%
407   \maketitle%
408   \ifdefined\huawei@nocover\else%
409     \begin{textblock}{14}[1,1](14,14)%
410       \raggedleft\includegraphics[height=3.6in]{huawei-cover-picture.pdf}%
411     \end{textblock}%
412   \fi%
413 }\makeatother
```

\PrintLastPage Then, we define \PrintLastPage:

```

414 \makeatletter\newcommand\PrintLastPage{%
415   \ifdefined\huawei@landscape\else%
416     \PackageError{huawei}{It's allowed to use
417       PrintLastPage only in landscape mode}{Read huawei.pdf
418       for more information}
419   \fi%
420   \newpage%
421   \vspace*{1in}%
422   \begin{center}%
423     \begin{minipage}{0.6\columnwidth}\raggedright%
424       \normalsize%
425       \setlength{\parskip}{6pt}%
426       {\Huge\color{red}\textbf{Thank you!}}%
427       \par%
428       \vspace{0.5in}%
429       \par%
430       Bring digital to every person, home and organization
431       \newline%
432       for a fully connected, intelligent world.
433       \par%
434       \textbf{%
435         Copyright \copyright{} \the\year{} \thecompany{}
436         \newline
437         All Rights Reserved.%
438       }
439       \par%
440       The information in this document may contain predictive
441       statements including, without limitation, statements regarding
442       the future financial and operating results, future product
443       portfolio, new technology, etc. There are a number of factors that
444       could cause actual results and developments to differ materially
445       from those expressed or implied in the predictive statements.
446       Therefore, such information is provided for reference purpose
447       only and constitutes neither an offer nor an acceptance.
448       \ifdefined\huawei@nobrand%
449         The author%
450       \else%
451         \thecompany{}%
452       \fi%
453       may change the information at any time without notice.
454     \end{minipage}
455   \end{center}%
456 }\makeatother

```

\PrintBibliography Then, we define \PrintBibliography:

```

457 \makeatletter\newcommand\PrintBibliography{%
458   \setlength\bibitemsep{3pt}%
459   \AtNextBibliography{\small}%
460   \ifdefined\huawei@breaks\newpage\fi%
461   \begingroup%
462   \raggedright%
463   \setstretch{0.95}%
464   \ifdefined\huawei@landscape%
465     \begin{multicols}{3}\printbibliography\end{multicols}%

```

```

466 \else%
467 \ifdefined\huawei@breaks%
468 \begin{multicols}{2}\printbibliography\end{multicols}%
469 \else
470 \printbibliography%
471 \fi%
472 \fi%
473 }\makeatother

```

Then, we set the background color of the document, if required by the dark class option:

```

474 \makeatletter\ifdefined\huawei@dark%
475 \RequirePackage{pagecolor}%
476 \pagecolor{black}%
477 \color{white}%
478 \fi

```

Then, we configure the layout:

```

479 \AtBeginDocument{%
480 \raggedbottom%
481 \raggedcolumns%
482 \setlength\headheight{32pt}%
483 \setlength\footskip{32pt}%
484 \setlength\topskip{0mm}%
485 \setlength\parindent{0pt}%
486 \setlength\parskip{6pt}%
487 \setlength\columnsep{32pt}%
488 \renewcommand{\arraystretch}{1}%
489 }

```

Then, we renew a few commands:

```

490 \renewcommand\title[1]{\renewcommand\thetitle{#1}}
491 \newcommand\thetitle{\textbackslash{}thetitle}
492 \newcommand*\thecompany{Huawei Technologies Co., Ltd.}
493 \newcommand\thesubtitle{}
494 \renewcommand\author[1]{\renewcommand\theauthor{#1}}
495 \newcommand\theauthor{\textbackslash{}theauthor}
496 \newcommand*\thesecurity{Confidential}
497 \newcommand*\theid{}
498 \ifcsname nospell\endcsname\else\newcommand\nospell[1]{#1}\fi

```

Change History

v0.1.0		All figures and tables are centered by default.	7
	General: The first draft version.		5
v0.10.0		Smaller and sans-serif font for captions of figures.	7
	General: Some colors redefined.		5
v0.11.0		v0.18.0	
	General: The fixed-width font is rendered correctly now, without <code>ffcode</code>	General: Now we use <code>pfgopts</code> for parsing class options.	5
v0.12.0		<code>\PrintBibliography</code> : The bibliography prints in one column unless <code>breaks</code> class option is specified.	14
	General: The <code>abstract</code> is now formatted correctly.		5
v0.14.0		v0.3.0	
	General: The <code>13build</code> is now used for build automation, instead of <code>Makefile</code>	General: The cover picture added for front pages.	5
v0.15.0		v0.4.0	
	General: A new package option <code>breaks</code> introduced, which forces all sections to start from a new page.	General: The current time is rendered without seconds.	5
v0.16.0		v0.5.0	
	General: The <code>doi</code> tag enabled for <code>biblatex</code>	General: The <code>DEPENDS.txt</code> file added.	5
v0.17.0		v0.6.0	
	General: All figures and tables are bordered by default.	General: The <code>ffcode</code> and <code>href-ul</code> packages created an their code removed from this class.	5
		v0.7.0	
		General: The <code>authordraft</code> option is now supported.	5

Index

Numbers written in *italic* refer to the page where the corresponding entry is described; numbers underlined refer to the code line of the definition; numbers in *roman* refer to the code lines where the entry is used.

Symbols	<code>\endcsname</code> 498	<code>\ifdefined</code> . 17, 22, 29, 91, 107, 108, 251, 262, 264, 272, 282, 284, 287, 291, 300, 302, 307, 323, 324, 332, 338, 340, 373, 382, 395, 408, 415, 448, 460, 464, 467, 474
<code>\#</code> 301	F	
<code>\;</code> 342	<code>\fancyfoot</code> 249, 278	
<code>\@floatboxreset</code> 77	<code>\fancyhead</code> 260, 269	
<code>\</code> 303, 353	<code>\fancyhf</code> 248	
A	<code>\fill</code> 358, 363, 366	
<code>\abstract</code> 313	<code>\floatstyle</code> 73	
<code>\AddToHook</code> 53	<code>\fontsize</code> 93, 96, 254	<code>\ifnum</code> 261, 280, 299
<code>\arraystretch</code> 488	<code>\footnotemargin</code> 56	<code>\ifx</code> 285, 320,
<code>\AtBeginDocument</code> . . 479	<code>\footnotesep</code> 57	325, 331, 339, 341, 402
<code>\AtNextBibliography</code> 459	<code>\footskip</code> 483	<code>\includegraphics</code> 403, 410
<code>\author</code> 494	G	
B	<code>\g@addto@macro</code> 77	J
<code>\begin</code> 101, 109, 111, 112, 252, 263, 270, 279, 297, 315, 319, 352, 359, 409, 422, 423, 465, 468	<code>\geometry</code> 23, 26	<code>\justify</code> 366
<code>\bfseries</code> 319	H	L
<code>\bibitemsep</code> 458	<code>\headheight</code> 482	<code>\large</code> 321
<code>\BLACK</code> 107, 113, 123, 127, 132, 134, 139	<code>\headrulewidth</code> 247	<code>\LoadClass</code> 1
<code>\BLANK</code> 108, 144	<code>\huawei@anonymous</code> . 14, 282, 324, 332, 338	M
C	<code>\huawei@authordraft</code> 8, 251	<code>\makeatletter</code> 17, 22, 29, 76, 90, 100, 106, 249, 260, 269, 278, 317, 365, 394, 414, 457, 474
<code>\centering</code> 77	<code>\huawei@bar</code> . 100, 250, 400	<code>\makeatother</code> . . 20, 28, 31, 78, 99, 105, 244, 259, 268, 277, 312, 350, 393, 413, 456, 473
<code>\clearpage</code> 19	<code>\huawei@breaks</code> 5, 17, 460, 467	<code>\maketitle</code> 317, 407
<code>\color</code> 98, 255, 321, 361, 369, 426, 477	<code>\huawei@dark</code> 107, 108, 474	<code>\microtypesetup</code> 53
<code>\columnsep</code> 487	<code>\huawei@header</code> 90, 271, 281, 298	N
<code>\columnwidth</code> . . . 352, 423	<code>\huawei@landscape</code> . . 13, 22, 395, 415, 464	<code>\newline</code> 288, 315, 404, 431, 436
<code>\copyright</code> 435	<code>\huawei@logo</code> . . . 106, 264	<code>\newpage</code> . . . 357, 420, 460
<code>\currenttime</code> 308	<code>\huawei@nobrand</code> 9, 262, 287, 291, 323, 340, 373, 382, 448	<code>\newtimeformat</code> 64
D	<code>\huawei@nocover</code> . 11, 408	<code>\node</code> 102, 253
<code>\def</code> 107, 108, 401	<code>\huawei@nodate</code> 10, 302, 307	<code>\normalsize</code> 360, 424
<code>\definecolor</code> 83, 84, 85, 86, 87, 88, 89	<code>\huawei@nopaging</code> 12, 300	<code>\nospell</code> 498
E	<code>\huawei@nosecurity</code> 7, 272, 284	P
<code>\empty</code> 285, 320, 325, 331, 339, 341, 402	<code>\huawei@oldsection</code> 18, 19	<code>\PackageError</code> . . 396, 416
<code>\end</code> 104, 241, 242, 243, 257, 265, 276, 296, 311, 316, 319, 354, 362, 411, 454, 455, 465, 468	<code>\huawei@slides</code> 6, 29, 91, 264	<code>\pagecolor</code> 476
	<code>\Huge</code> 319, 361, 426	<code>\pageref</code> 301
	I	<code>\pagestyle</code> 246
	<code>\ifcsname</code> 498	<code>\par</code> 98, 319, 321, 326, 347, 391, 427, 429, 433, 439

<code>\param</code>	401, 402	<code>\RequirePackage</code> . . .		<code>\theauthor</code>	283,
<code>\parbox</code>	330	2, 21, 32, 33,	331, 335, 339, 494, 495
<code>\parindent</code>	485		34, 35, 36, 37, 38,	<code>\thecompany</code>	
<code>\parskip</code>	425, 486		39, 40, 41, 42, 43,	292, 325, 326,
<code>\PassOptionsToPackage</code>			44, 45, 46, 47, 48,	376, 385, 435, 451, 492
.	50, 54, 62, 65, 70, 81		49, 51, 52, 55, 58,	<code>\THEHOUR</code>	64
<code>\path</code>	113, 123,		60, 63, 66, 67, 71,	<code>\theid</code>	285, 341, 342, 497
	127, 132, 134, 139,		72, 79, 82, 245, 313, 475	<code>\THEMINUTE</code>	64
	144, 147, 159, 170,	<code>\restylefloat</code>	74, 75	<code>\thepage</code>	301
	184, 196, 210, 223, 231	<code>\rotatebox</code>	255	<code>\thesecurity</code>	273, 496
<code>\pgfkeys</code>	3			<code>\thesubtitle</code> 320, 321, 493	
<code>\PrintBibliography</code> 457		S		<code>\thetitle</code>	319, 490, 491
<code>\printbibliography</code>		<code>\scriptsize</code>	369	<code>\tikz</code>	102, 253
.	465, 468, 470	<code>\scshape</code>	254, 315, 332	<code>\title</code>	490
<code>\PrintCrumb</code>	351	<code>\section</code>	18, 19	<code>\today</code>	308
<code>\PrintDisclaimer</code> . . .	365	<code>\selectfont</code>	93, 96, 254	<code>\topskip</code>	484
<code>\PrintFirstPage</code>	394	<code>\setlength</code>	56,	<code>\TPGrid</code>	61
<code>\PrintLastPage</code>	414	57, 425, 458, 482,	<code>\TPHorizModule</code> . . .	102, 253
<code>\PrintThankYouPage</code> 356			483, 484, 485, 486, 487	<code>\TPVertModule</code>	103
<code>\ProcessPgfPackageOptions</code>		<code>\setlist</code>	59	<code>\twodigit</code>	64
.	16	<code>\setstretch</code>			
		80, 92, 95, 368, 463	U	
R		<code>\settimeformat</code>	308	<code>\usepackage</code>	30
<code>\raggedbottom</code>	480	<code>\sffamily</code>	98, 254, 369		
<code>\raggedcolumns</code>	481	<code>\small</code>	315, 459	V	
<code>\raggedleft</code>	271, 298, 410			<code>\value</code>	261, 280, 299
<code>\raggedright</code> 281, 319,		T		<code>\vspace</code> 318, 349, 354, 358,	
321, 330, 353, 423, 462		<code>\textbackslash</code>	491, 495	363, 366, 406, 421, 428
<code>\renewcommand</code>	19,	<code>\textbf</code>	361, 370, 426, 434		
247, 317, 488, 490, 494		<code>\textsc</code>	353	Y	
<code>\renewenvironment</code> . .	314	<code>\textwidth</code>	330	<code>\year</code>	435
		<code>\the</code>	435		