

coloredbelts


Colored belt, in vectorial format,
to present skills, for example.

Version 0.1.0 - 30/10/2023

Cédric Pierquet
c pierquet - at - outlook . fr
<https://github.com/cpierquet/coloredbelts>

Contents

1	The package coloredbelts	2
1.1	Ideas	2
1.2	Loading	2
2	The command	2
2.1	Naming of the files	2
2.2	Usage	2
3	History	4



1 The package coloredbelts

1.1 Ideas

The idea is to display a pictogram like "colored judo's belt" to present skills, for example.

The pictograms are *vectorial pdf*, made with a *svg*, diffused in CC BY-SA 3.0 (https://fr.wikipedia.org/wiki/Fichier:Judo_yellow_belt.svg).

1.2 Loading

The package loads within the preamble, with `\usepackage{coloredbelts}`.

The only loaded packages are `graphicx`, `calc`, `simplekv` and `xstring`.


```
\usepackage{coloredbelts}
```

2 The command

2.1 Naming of the files

Each pictogram is named like `judobelt-<color>.pdf`, so that they can be embedded with a "simple" `\includegraphics classic`.

```
\includegraphics[height=5cm]{judobelt-yellow.pdf}\par  
\includegraphics[width=4cm]{judobelt-pink.pdf}
```



2.2 Usage

The command is `\ColorBelt`.












```
\ColorBelt(*)[options]{color}
```

The starred version is an "alias" for a `\includegraphics`, with optional parameters in [...].

The options for the non starred version are


- the key `Height` :
 - can use an automatic height, with `auto` (95% of the global height of current fonte + small vertical offset) ;
 - can specify a global height ;
- the key `OffsetV` (without `auto` for `Height`) can offset vertically the pictogram.

Available colors are :


-  : white ;
-  : yellow ;
-  : orange ;
-  : red ;
-  : pink ;
-  : green ;
-  : blue ;
-  : brown ;
-  : purple ;
-  : gray ;
-  : black.

\ColorBelt	
\tiny	Inline  pictogram
\scriptsize	Inline  pictogram
\footnotesize	Inline  pictogram
\small	Inline  pictogram
\normalsize	Inline  pictogram
\large	Inline  pictogram
\Large	Inline  pictogram
\LARGE	Inline  pictogram
\huge	Inline  pictogram
\Huge	Inline  pictogram

```
{\Huge\rotatebox[origin=c]{30}{\ColorBelt{brown}}\:  
\rotatebox[origin=c]{-45}{\ColorBelt{blue}}}
```



```
\ColorBelt*[scale=0.25]{orange}\par  
\ColorBelt*[scale=0.15]{yellow}
```



3 History

v0.1.0 : Initial version